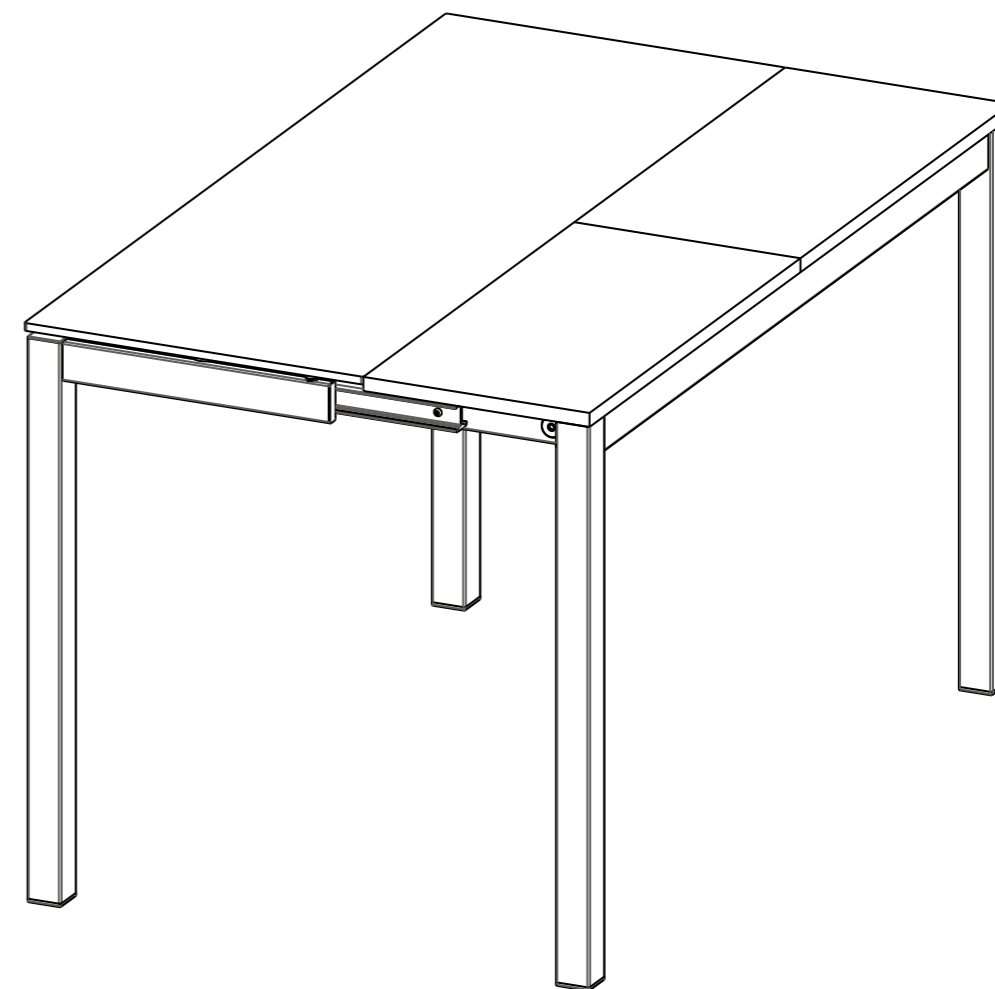
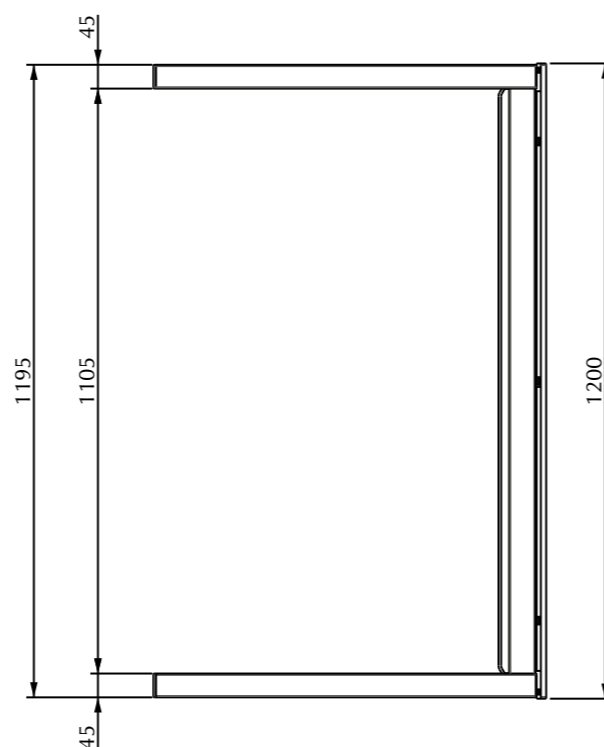
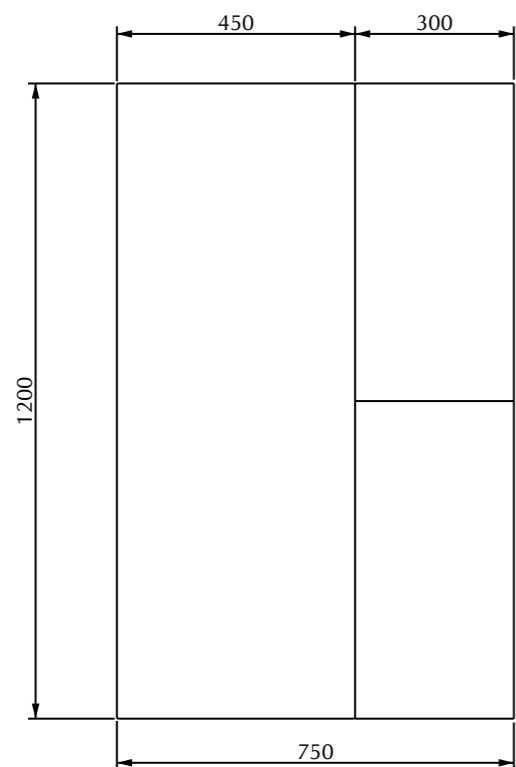
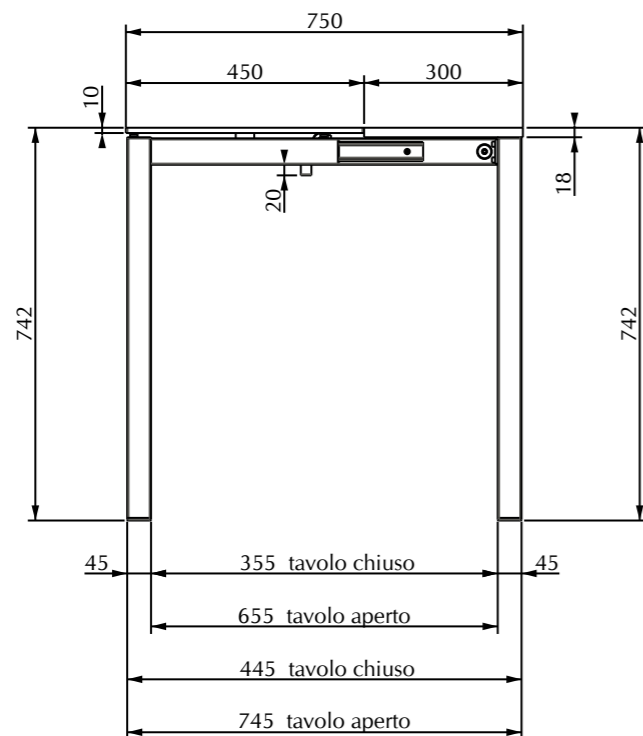


MODELLO: CONSOLLE MAGO

ARTICOLO: 02.55



02.55 : TABELLA DEI PESI, COLLI E VOLUMI				
DESCRIZIONE	DIM. cm	VOLUME m3	PESO kg	COLLI q.tà
TELAIO	123X47X9	0.0521	11.4	1
GAMBI	24X9X77	0.0167	6	1
PIANO IN CRISTALLO	125X50X4	0.025	13.8	1
PROLUNGA	75X37X6	0.0162	5.2	1
TOTALE		0.11	36.4	4

CONSOLLE ALLUNGABILE CON STRUTTURA IN ACCIAIO NELLE FINITURE:
VERNICIATO A POLVERE NEI COLORI O CROMATO G093

PIANO IN CRISTALLO TEMPERATO SP. 10 mm SERIGRAFATO COPRENTE
CON PROLUNGA IN MELAMINICO SP. 18 mm

N° DIS.: T93_301

DATA: 29-Jun-09

DISEGNATORE: M.SANTONI

REV.: -

DATA: -

MODIFICA: -

APPROVATO:
Uff. TECNICO

REV.: -

DATA: -

MODIFICA: -

