




		
	Basi - Bases	Schienali - Backrests		
Rivestimento Upholstering (11)	Sfoderabile Removable			
	Non sfoderabile Not removable	—	—	
Imbottiture Padding (3-4-5-6-7-8-9)	 D.30-65kg/m ³	 D.75-25kg/m ² +zavorra		 Optional

INFORMAZIONI TECNICHE

Struttura: (1)

Masselli portanti in legno di abete. Elementi strutturali in pannelli di legno multistrati in classe E1, tamponamenti in faesite.

Molleggio: (2)

Seduta in nastri elastici di fibra propilenica e lattice incrociati e meccanicamente pretensionati.

Note:

Disponibile con profilo in tessuto Malaga oppure cucitura con ribattitura ad un ago. I modelli Isla e Isla slim non sono affiancabili.

L'ordine di ogni composizione deve sempre essere corredato da un disegno in pianta.

TECHNICAL INFORMATION

Structure: (1)

Solid fir wood. Structural elements in multilayer wood panels in class E1, infills in faesite.

Springing: (2)

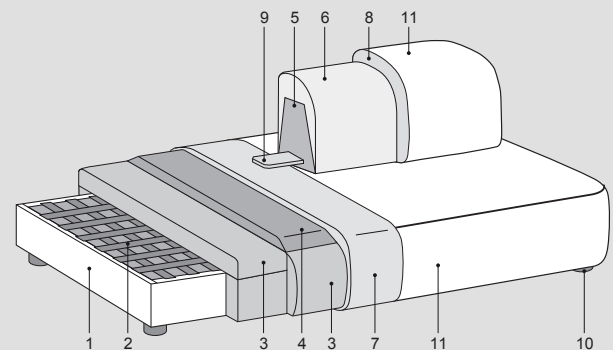
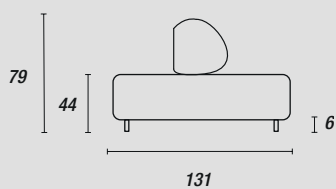
Seat with pre-tensioned crossed propylene fibre and latex elastic webbing.

Note:

Available with Malaga fabric profile or single-needle stitching.

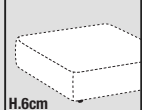
The Isla and Isla slim models are not side-by-side.

For orders of compositions a sketch is requested.



Piedini - Feet:

di serie



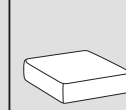
Nero

Accessori - Accessories:

Con profilo





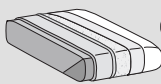

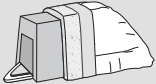




Senza profilo



Isla slim



	 Basi - Bases	 Schienali - Backrests	
Rivestimento Upholstering (11)	Sfoderabile Removable 	Sfoderabile Removable 	
	Non sfoderabile Not removable —	Non sfoderabile Not removable —	
Imbottiture Padding (3-4-5-6-7-8-9)	 D.30-65kg/m ³  memory foam & Tecnoform	 D.75-25kg/m ² +zavorra 	 ETHICALLY SOFT MADE Optional

INFORMAZIONI TECNICHE

Struttura: (1)

Masselli portanti in legno di abete. Elementi strutturali in pannelli di legno multistrati in classe E1, tamponamenti in faesite.

Molleggio: (2)

Seduta in nastri elastici di fibra propilenica e lattice incrociati e meccanicamente pretensionati.

Note:

Disponibile con profilo in tessuto Malaga oppure cucitura con ribattitura ad un ago. I modelli Isla e Isla slim non sono affiancabili.

L'ordine di ogni composizione deve sempre essere corredato da un disegno in pianta.

TECHNICAL INFORMATION

Structure: (1)

Solid fir wood. Structural elements in multilayer wood panels in class E1, infills in faesite.

Springing: (2)

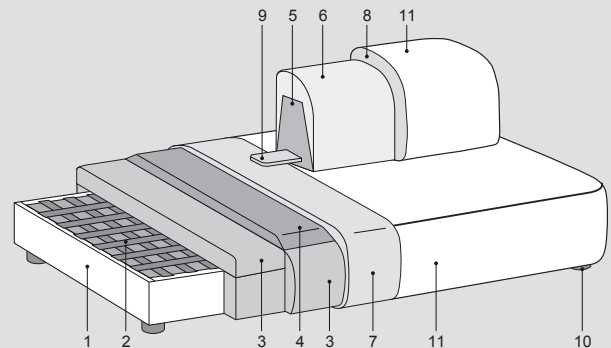
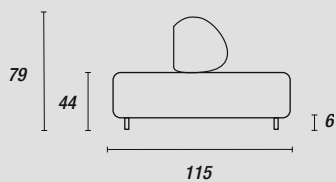
Seat with pre-tensioned crossed propylene fibre and latex elastic webbing.

Note:

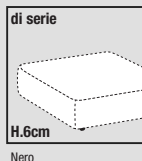
Available with Malaga fabric profile or single-needle stitching.

The Isla and Isla slim models are not side-by-side.

For orders of compositions a sketch is requested.



Piedini - Feet:



Accessori - Accessories:

