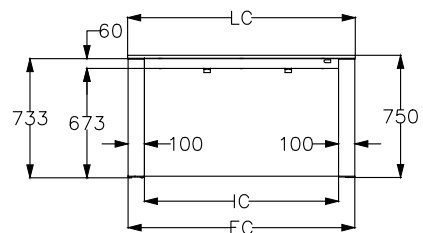
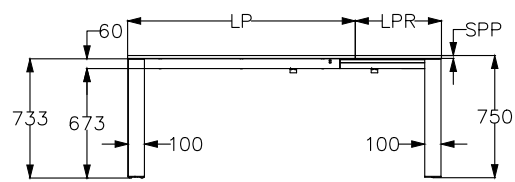
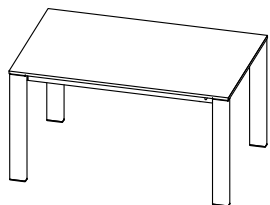
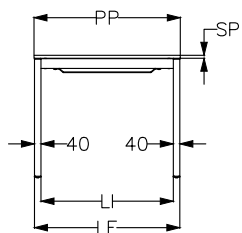


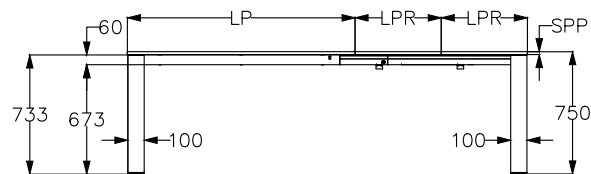
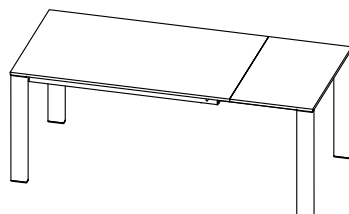
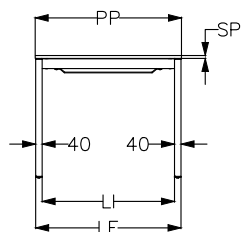
MODELLO: TOM
 ARTICOLO: 52.56-57-58-59



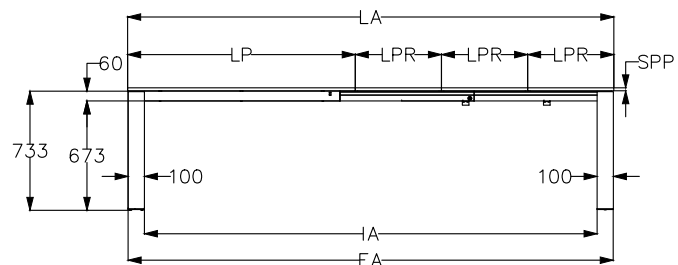
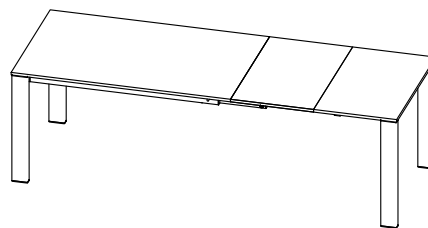
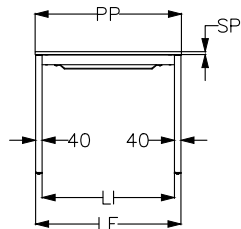
Tavolo chiuso



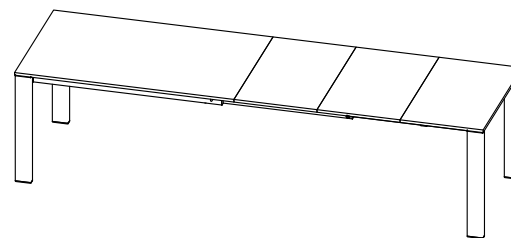
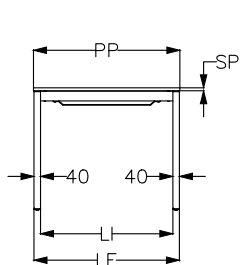
Tavolo Semiaperto-con una prolunga



Tavolo Semiaperto-con due prolunghe



Tavolo Aperto



	52.56	52.57	52.58	52.59
LC/LP-lunghezza tavolo chiuso/lunghezza piano	1100	1200	1400	1600
LA - lunghezza tavolo aperto	2090	2490	2990	3190
PP-larghezza piano/tavolo	700	800	900	900
LPR-lunghezza prolunga	330	430	530	530
EC-larghezza esterna gambe tavolo chiuso	1094	1194	1394	1594
EA-larghezza esterna gambe tavolo aperto	2084	2484	2984	3184
IC- larghezza interna gambe tavolo chiuso	894	994	1194	1394
IA-larghezza interna gambe tavolo aperto	1884	2284	2784	2984
LI- larghezza interna gambe lato corto	614	714	814	814
LE-larghezza esterna gambe lato corto	694	794	894	894

FINITURA PIANO	SP	SPP
MELAMINICO	18	18
LEGNO IMPIALLACCIATO	19	19
CRISTALLO	10	19
SUPERCERAMICA	9	19
SUPERMARMO	10	19

le misure sono espresse in mm
 SP - Spessore piano
 SPP - Spessore prolunghe

N° DIS.: T193_300

DATA: 12-Lug-18

DISEGNATORE: MARZOCCHI M.

REV.: -

DATA: -

MODIFICA: -

APPROVATO:

REV.: -

DATA: -

MODIFICA: -

Uff. TECNICO

