

TAU 40 STEEL MOVE

Design · Riccardo Lucatello



TOP | 1

LAYER 1:

MARMOREFLEX®
Vetro Marmo
Marble glass



MATERIAL SHEET-D

LEGNOREFLEX®
Vetro Legno
Wood glass



MATERIAL SHEET-D

LAYER 2:

Legno
Wood



100M Bronze
100M Bronze



finitura/finish

104M Ottone satinato
104M Satin Brass

105M Ottone dark satinato
105M Satin dark Brass



101M Titanium satinato
101M Satin Titanium



sp./thick 40 mm.

BASE | 2



100M Bronze
100M Bronze



finitura/finish

104M Ottone satinato
104M Satin Brass


105M Ottone dark satinato
105M Satin dark Brass



101M Titanium satinato
101M Satin Titanium

Open - Close

47
18" 1/2



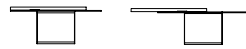
ø80
31" 1/2



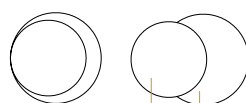
Layer 1 Layer 2

Open - Close

47
18" 1/2



ø120
47" 1/4



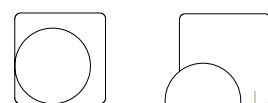
Layer 2 Layer 1

Open - Close

47
18" 1/2



120
47" 1/4



120
47" 1/4
Layer 2 Layer 1

TAU 40 STEEL MOVE

Design · Riccardo Lucatello



TOP | 1

LAYER 1:

MARMOREFLEX®
Vetro Marmo
Marble glass



MATERIAL SHEET- D

LEGNOREFLEX®
Vetro Legno
Wood glass




MATERIAL SHEET- D

LAYER 2:

Legno
Wood



40 mm.



100M Bronze
100M Bronze

finitura/finish



104M Ottone satinato
104M Satin Brass



105M Ottone dark satinato
105M Satin dark Brass



101M Titanium satinato
101M Satin Titanium

BASE | 2



100M Bronze
100M Bronze

finitura/finish



104M Ottone satinato
104M Satin Brass

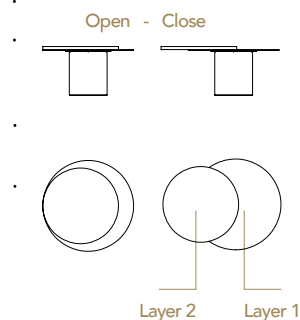


105M Ottone dark satinato
105M Satin dark Brass



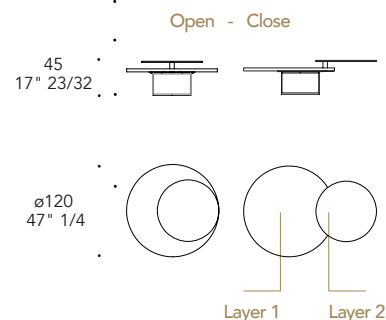
101M Titanium satinato
101M Satin Titanium

TAU STEEL MOVE 65



TAU STEEL MOVE 30/45

SPECIAL FINISH | Layer 2 in Specchio fumè
Layer 2 in Fumè mirror



+ COLLEZIONE ATTUALE
CURRENT COLLECTION