

STRATUM SOFA

Design · *pininfarina*




1

3

LAYER 1

LAYER 2



1

3

LAYER 2

- Piping in tinta oppure a contrasto in tessuto Amsterdam o in pelle Cat. C
- Matching piping or in contrast colour in Amsterdam fabric or in Cat. C leather

SCHIENALE E SEDUTA BACK AND SEAT | 1

LAYER 1

Rivestimento in
Upholstery in:

Tessuto
Fabric



MATERIAL SHEET- A

Super
Extra
Luxury

Pelle
Leather



MATERIAL SHEET- B

Cat C
Nabuk
Colorata

SCHIENALE BACK | 2

LAYER 2

Rivestimento in
Upholstery in:

Tessuto
Fabric



MATERIAL SHEET- A

Super
Extra
Luxury

Pelle
Leather



MATERIAL SHEET- B

Cat C
Nabuk
Colorata

SEDUTA SEAT | 3

LAYER 2

Rivestimento in
Upholstery in:

Tessuto
Fabric



MATERIAL SHEET- A

Super
Extra
Luxury

Pelle
Leather




MATERIAL SHEET- B

Cat C
Nabuk
Colorata



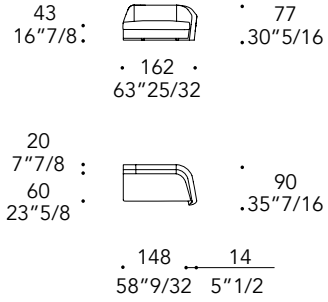
54
21"1/4



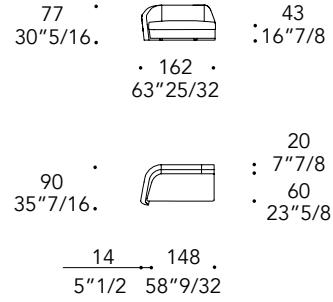
LAYER 1

MODULO A

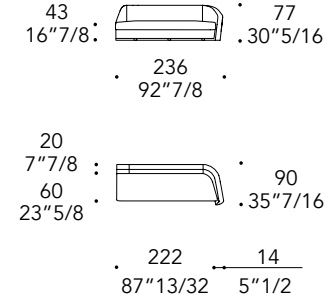
A2 – 2 seater DX



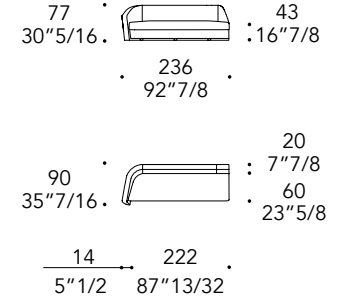
A2 – 2 seater SX



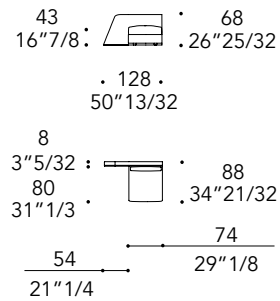
A3 – 3 seater DX



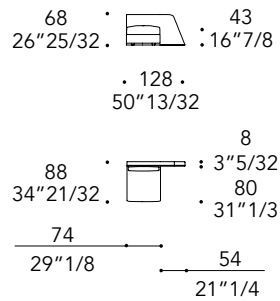
A3 – 3 seater SX



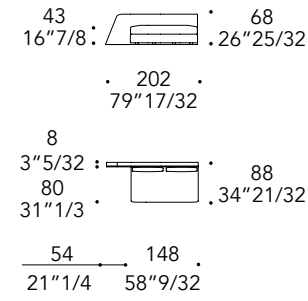
B1 – 1 seat DX



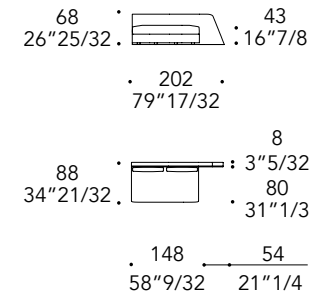
B1 – 1 seat SX



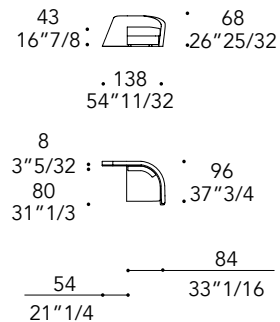
B2 – 2 seater DX



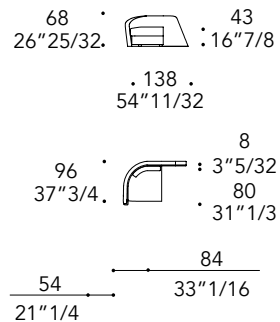
B2 – 2 seater SX



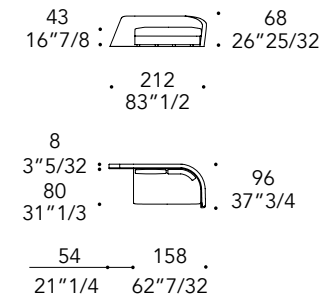
C1 – 1 seat DX



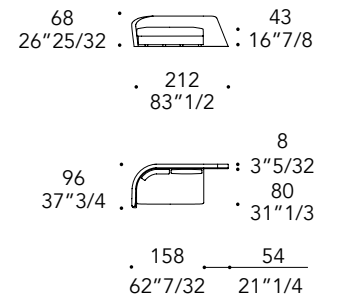
C1 – 1 seat SX



C2 – 2 seater DX



C2 – 2 seater SX



LAYER 2 CON ALA / WITH WING

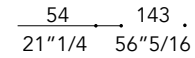
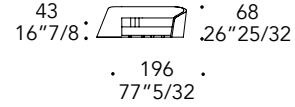
MODULO B

MODULO C

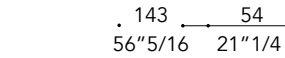
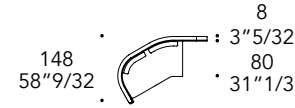
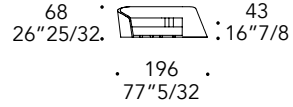
LAYER 2 CON ALA / WITH WING

MODULO D

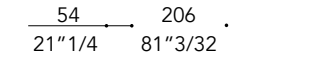
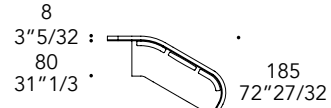
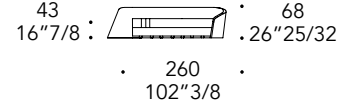
D1 – CORNER 60°
1 seat + corner DX



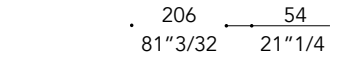
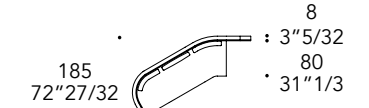
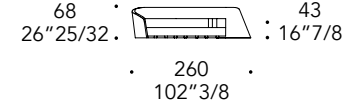
D1 – CORNER 60°
1 seat + corner SX



D2 – CORNER 60°
2 seater + corner DX

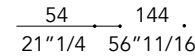
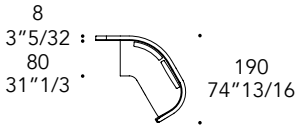
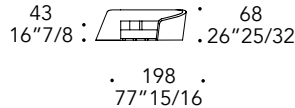


D2 – CORNER 60°
2 seater + corner SX

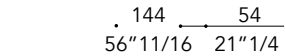
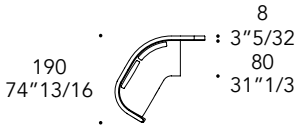
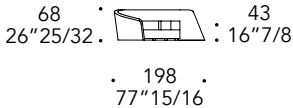


MODULO E

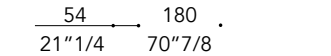
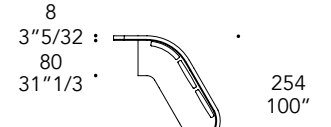
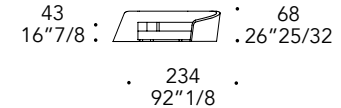
E1 – CORNER 30°
1 seat + corner DX



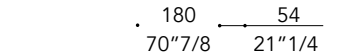
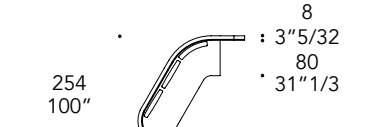
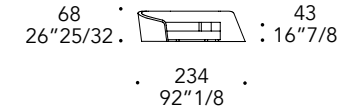
E1 – CORNER 30°
1 seat + corner SX



E2 – CORNER 30°
2 seater + corner DX

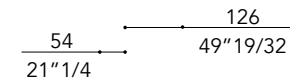
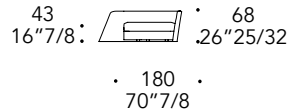


E2 – CORNER 30°
2 seater + corner SX

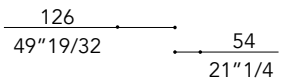
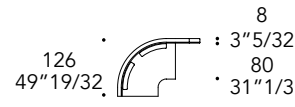
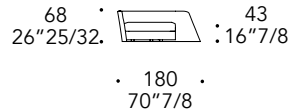


MODULO F&G

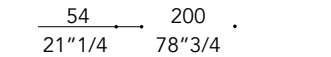
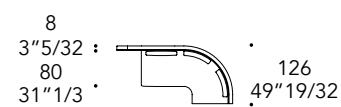
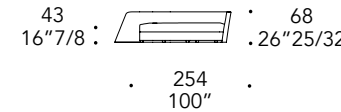
F1 – CORNER 90°
2 seater DX



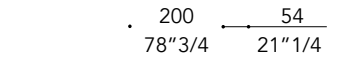
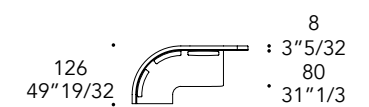
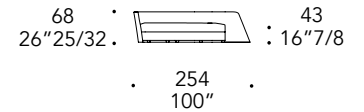
F1 – CORNER 90°
2 seater SX



G2 – CORNER 90°
3 seater DX



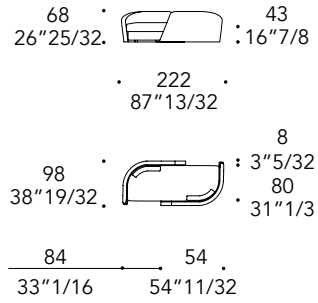
G2 – CORNER 90°
3 seater SX



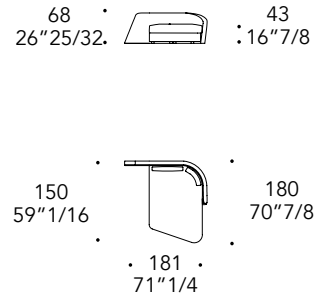
LAYER 2 CON ALA / WITH WING

MODULO H&Q

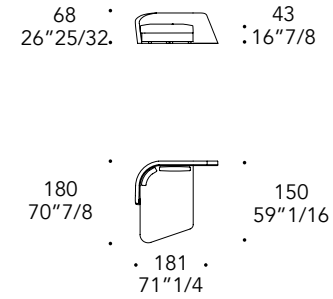
H2 - DOUBLE FACES
2 seater DX



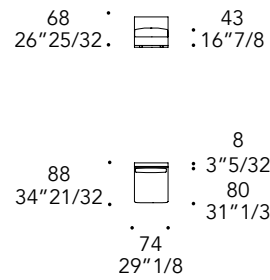
Q - Peninsula DX



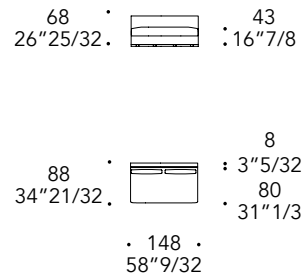
Q - Peninsula SX



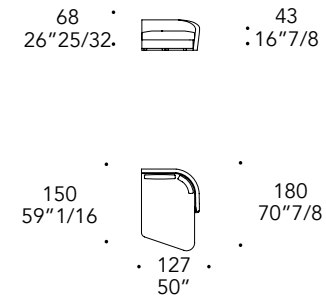
I1 - 1 seat



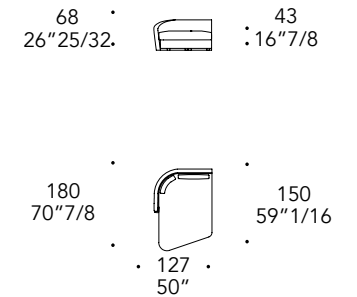
I1 - 2 seater



R - Peninsula DX



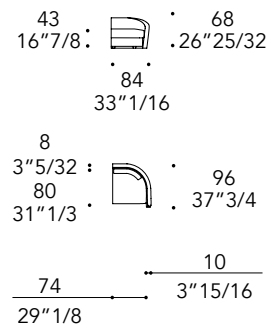
R - Peninsula SX



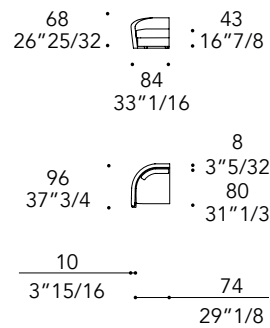
LAYER 2

MODULO I&R

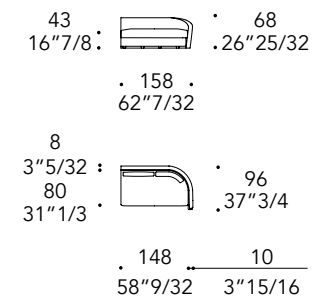
L1 - 1 seat DX



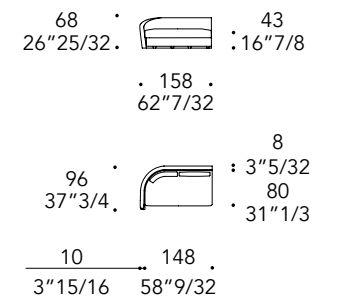
L1 - 1 seat SX



L2 - 2 seater DX



L2 - 2 seater SX

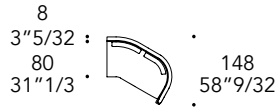
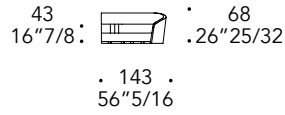


MODULO L

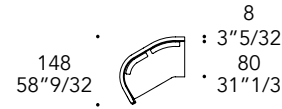
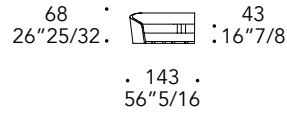
LAYER 2

MODULO M

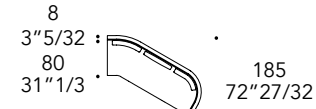
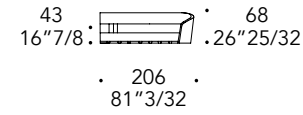
M1 – CORNER 60°
1 seat + corner SX



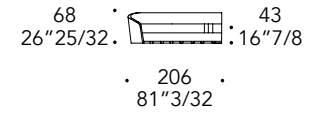
M1 – CORNER 60°
1 seat + corner SX



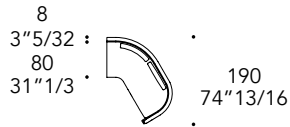
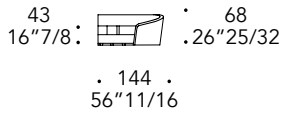
M2 – CORNER 60°
2 seater + corner DX



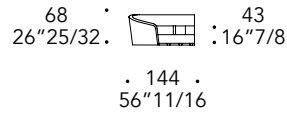
M2 – CORNER 60°
2 seater + corner SX



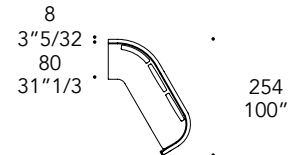
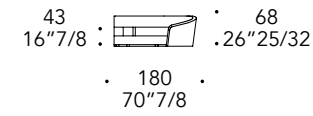
N1 – CORNER 30°
1 seat + corner DX



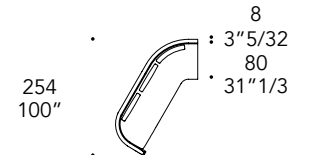
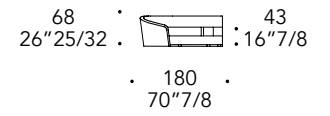
N1 – CORNER 30°
1 seat + corner SX



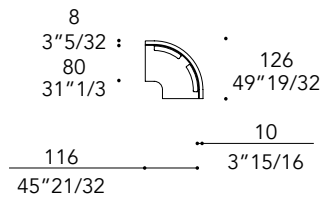
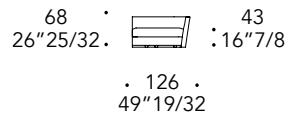
N2 – CORNER 30°
2 seat + corner DX



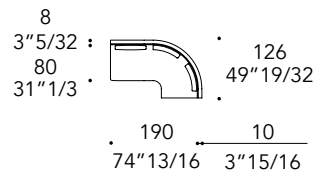
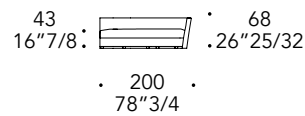
N2 – CORNER 30°
2 seat + corner SX



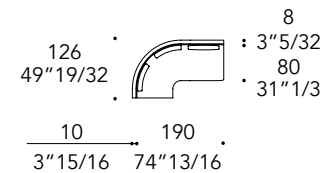
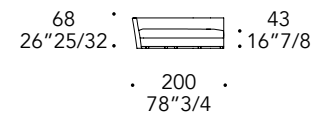
O1 – CORNER 90°
2 seater



P2 – CORNER 90°
3 seater DX



P2 – CORNER 90°
3 seater SX

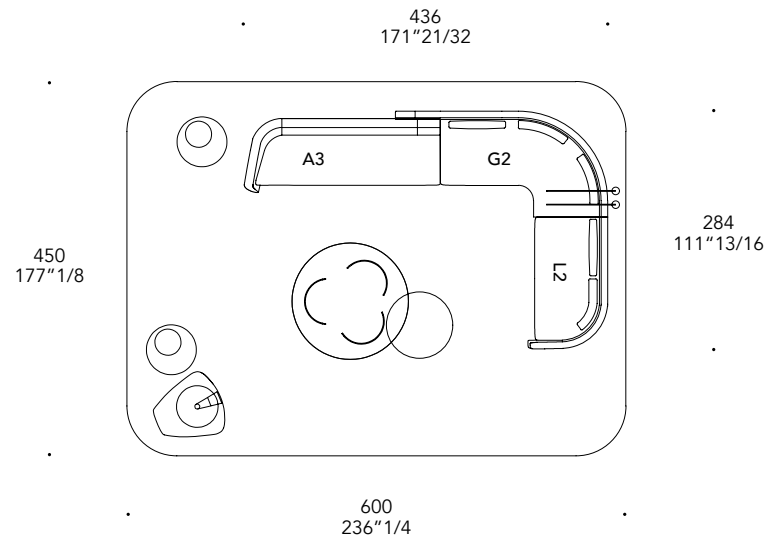


MODULO N

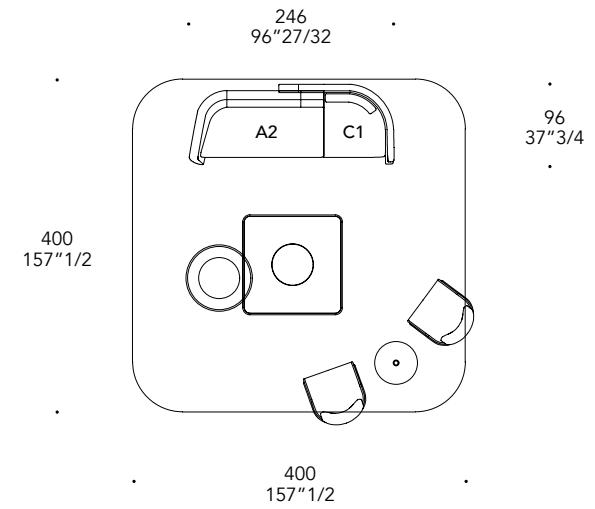
MODULO O&P

COMPOSIZIONI COMPOSITIONS

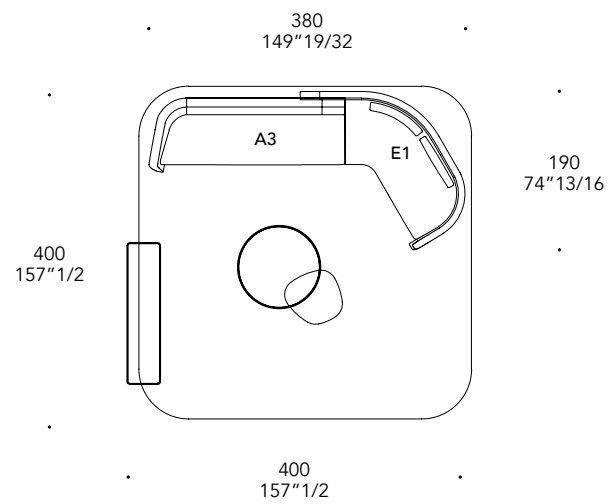
Composition 1



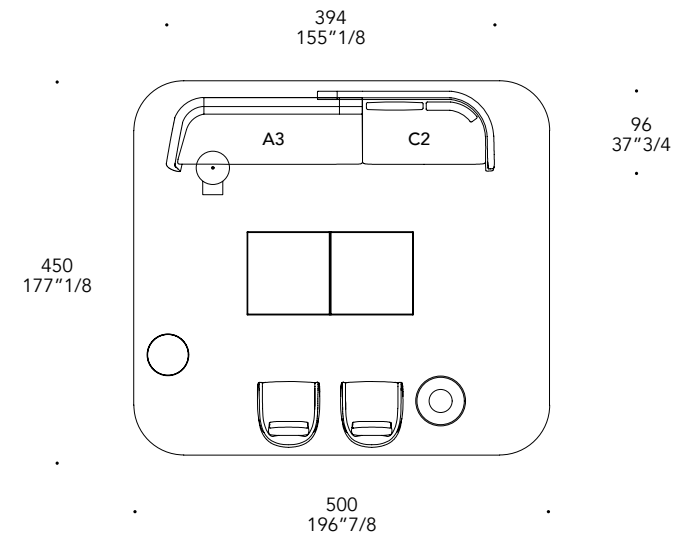
Composition 2



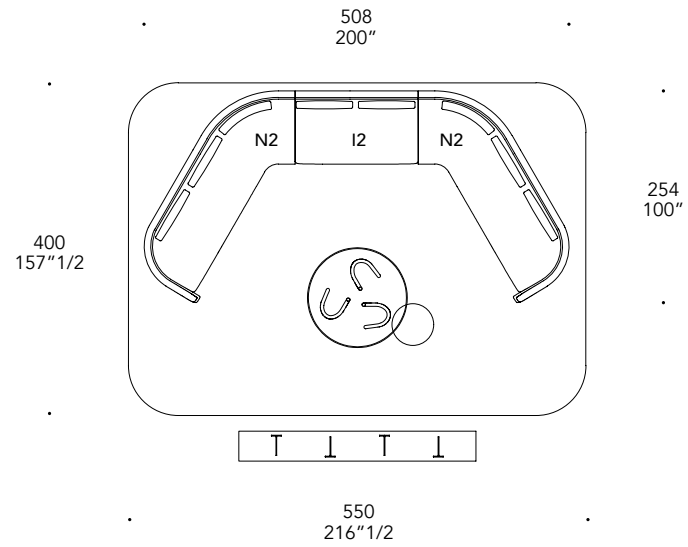
Composition 3



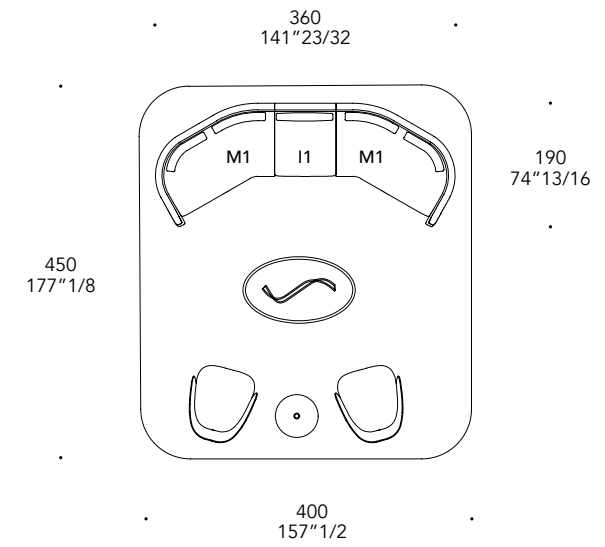
Composition 4



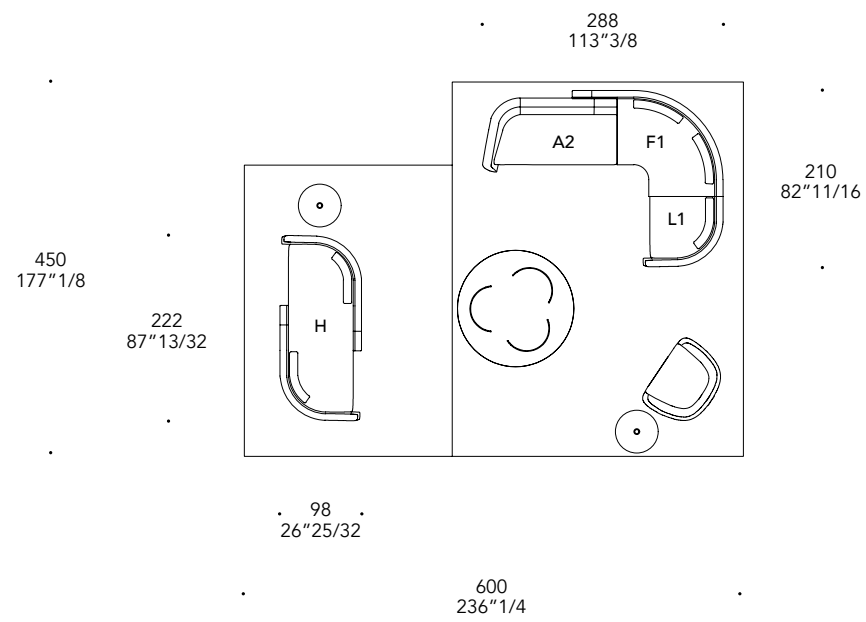
Composition 5



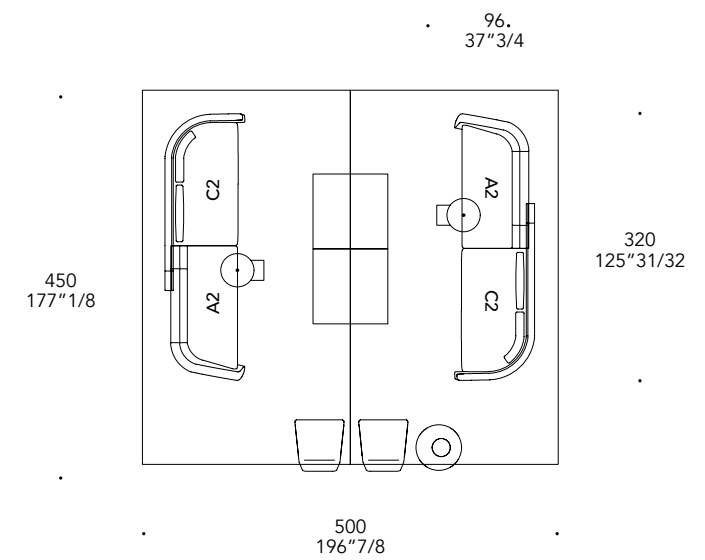
Composition 6



Composition 7

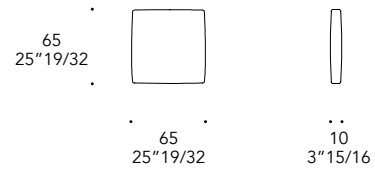


Composition 8

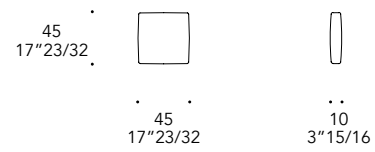


CUSCINI PILLOWS

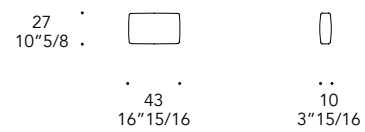
Functional pillow 65x65




Functional& decorative pillow 45x45



Functional& decorative pillow 27x43

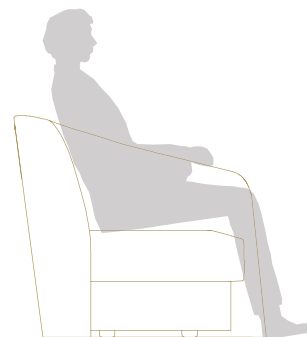


LAYER 1 LAYER 1




Layer 1 non necessita di cuscini funzionali,
i cuscini sono solo decorativi
*Layer 1 doesn't need functional cushions,
the pillows are just for decoration*

Position for conversation
*Cuscini decorativi a discrezione del cliente
Decorative pillows at discretion of the client*

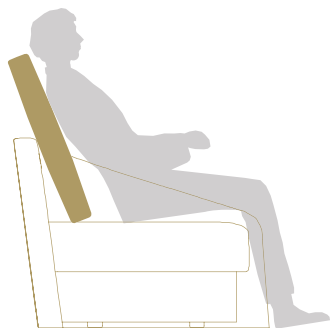


LAYER 2 LAYER 2

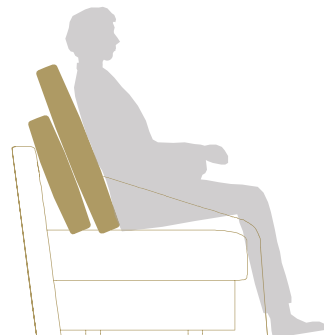


Layer 2 necessita di cuscini funzionali disposti in diversi schemi compositivi in base al comfort richiesto (A-B-C-D)
Layer 2 needs functional cushions organized with several compositional schemes based on required comfort (A-B-C-D)

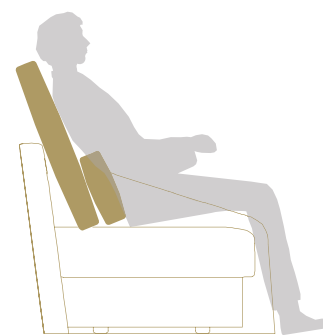
Position A - for total relax
Cuscino funzionale: 65x65 cm
Functional cushion: 65x65 cm



Position B - for conversation
Cuscini funzionali: 45x45 + 65x65 cm
Functional cushions: 45x45 + 65x65 cm



Position C - for relax
Cuscini funzionali: 65x65 + 27x43 cm
Functional cushions: 65x65 + 27x43 cm



Position D - for comfort conversation
Cuscini funzionali: 65x65 + 45x45 cm
Functional cushions: 65x65 + 45x45 cm

