

# QUARTZ 72 ALLUNGABILE

Design · Riccardo Lucatello



## TOP | 1

Vetro temperato  
Tempered glass



sp./thick 15 mm.  
filo lucido/polished edges



Trasparente  
Transparent

Extrachiaro  
Extra clear

## MARMOREFLEX®

Vetro Marmo  
Marble glass



MATERIAL SHEET-D

## LEGNOREFLEX®

Vetro Legno  
Wood glass



MATERIAL SHEET-D



sp./thick 10+4 mm.  
filo Wing/Wing edge

## MECCANISMO MECHANISM | 4

Metallo  
Metal




Acciaio inox  
Stainless steel

## ZOCCOLO PLINTH | 3

Metallo  
Metal

In tinta con le gambe  
Matching the legs

## MOVIMENTO APERTURA OPENING



GAMBE LEGS | 2

finitura/finish

Metallo  
Metal



100M Bronze  
100M Bronze



104M Ottone satinato  
104M Satin Brass

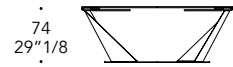


105M Ottone dark satinato  
105M Satin dark Brass

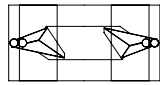


101M Titanium satinato  
101M Satin titanium

Rectangular 200



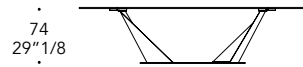
100-110  
39"3/8-43"1/4



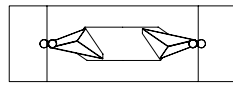
200  
78"3/4

Chiuso Closed

Rectangular 300



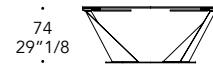
100-110  
39"3/8-43"1/4



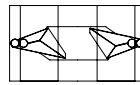
300  
118"1/8

Aperto Open

Rectangular 180



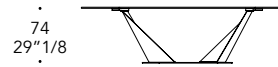
100  
39"3/8



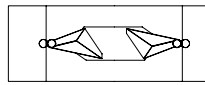
180  
70"7/8

Chiuso Closed

Rectangular 280



100  
39"3/8



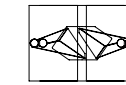
280  
110"1/4

Aperto Open

Rectangular 160



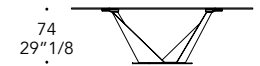
90-100  
35"3/8-39"3/8



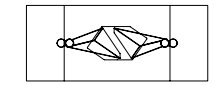
160  
63"

Chiuso Closed

Rectangular 240



90-100  
35"3/8-39"3/8



240  
94"1/2

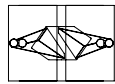
Aperto Open

Rectangular 160

74  
29"1/8



90-100  
35"3/8-39"3/8

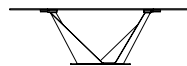


160  
63"

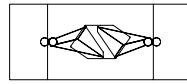
Chiuso Closed

Rectangular 260

74  
29"1/8



90-100  
35"3/8-39"3/8



260  
102"3/8

Aperto Open

